



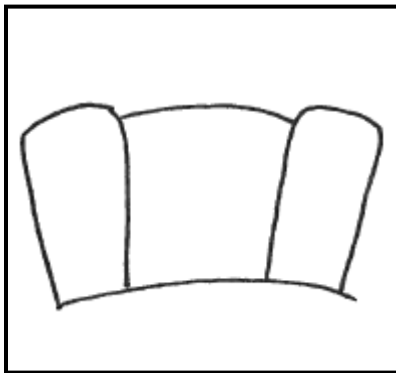


The Book of 52 Random
How-to-Draw Pictures
for Preschool Children



The Book of 52 Random
How-to-Draw Pictures

for Preschool Children

-Toni D. Brown-

education *m*atters, llc
Art Series I

About this Book

I am not an art teacher... but I teach art. I've taught preschool for several years and I've yet to grow tired of making activities that challenge my students and encourage them to think outside-the-box.

The pictures in this book are drawn by hand. I use simple lines and shapes so young children can more readily freehand or trace the drawings independently. One of my professional goals is to help my students realize that they each have an artistic voice that deserves to be heard.

I teach my students...

- An artist is someone who might see something that others may not.
- An artist has a special way of expressing themselves or telling a story.
- Artists come in many forms and do many different things.
- There is no competition in art, only an appreciation of art.
- Art can be a fun and exciting way to express your feelings.

Please use this resource to encourage your child's "inner artist".

With Regards,

Toni Brown

The Book of 52 Random How-To-Draw Pictures for Preschool Children

Copyright © 2011 Education Matters, LLC publishing, Gaithersburg, MD

All rights reserved. No part of this book may be reproduced except for personal classroom use by the individual purchaser of this book. Any reproduction for another teacher or school is in violation of the copyright law.

First Printing. Printed in the United States of America.

Please address inquiries to:

Education Matters, LLC
P.O. Box 2921
Gaithersburg, MD 20886
www.educationmattersllc.com

For additional copies, please visit www.educationmattersllc.com or send an inquiry to info@educationmattersllc.com. An order form is at the back of this book. A multiple discount price list is available upon request. We invite your comments and are happy to answer any questions you may have while using this resource.

Ideas for using this book

“I photocopied a few pictures at a time and put them on a shelf in the art area. The children enjoy being able to draw the pictures on their own.”

- Vivian T., Montessori teacher

“Aside from the obvious use of drawing for fun, they make great beginning sequencing activities for my younger kids.”

- Nikki M., Montessori teacher

“This workbook kept my 5-year old quiet and content during church service. Talk about a blessing! I need to buy a second copy because I didn’t think to make photo copies.”

- Denise R., Parent

“What a great vocabulary enrichment activity for my ESL students! Each step I explain what we are doing. For example, “I am drawing a line”. “I am drawing a circle”.

- Erica L., Kindergarten teacher

“This workbook makes a nice guilt-free road trip activity. Turn off the TV in the van and give them this book. It keeps them occupied and is more productive than the TV. Can’t wait for book 2!”

- Coretta B., Parent

“It makes a good expository writing exercise with the moveable alphabet. My students write about what they see in each square.”

- Pamela H., Montessori teacher

“My mother-in-law bought this book for my 10-year old twins. I thought it was no way it would keep their interest. I couldn’t have been more wrong. My daughter would draw a picture on a different paper and then proceed to add to it. She added a body to the clown and then surrounded him with a circus. We will be buying a book for her on teacher for Teacher Appreciation week.”

- Patricia G., Parent

“Copy the pictures and color them to make matching sets. The drawings are also useful for initial sounds work.”

- Pinki S., Family Childcare

“My daughter picked her favorite ten pictures and made a box set of greeting cards. We wrapped them with ribbons and gave them to Nana as a birthday gift.”

- Nicole G., Parent






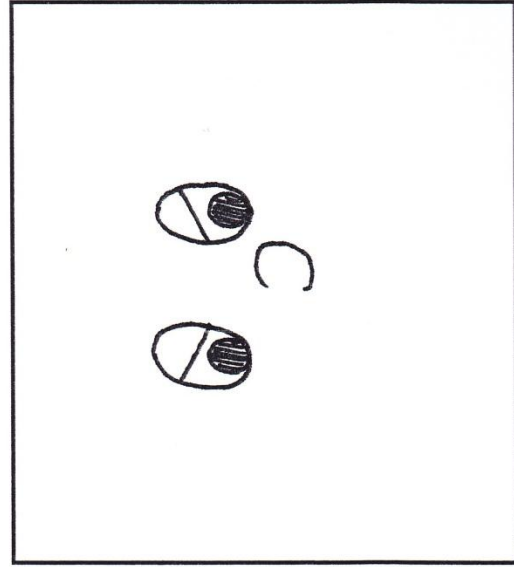
Drawings listed in alphabetical order

How to draw a/an/the...




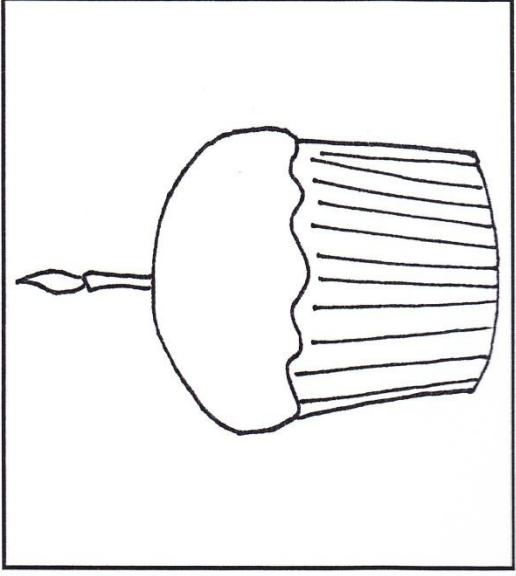
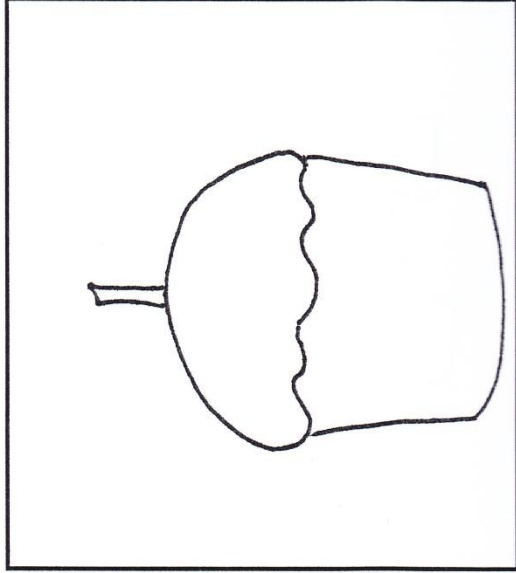
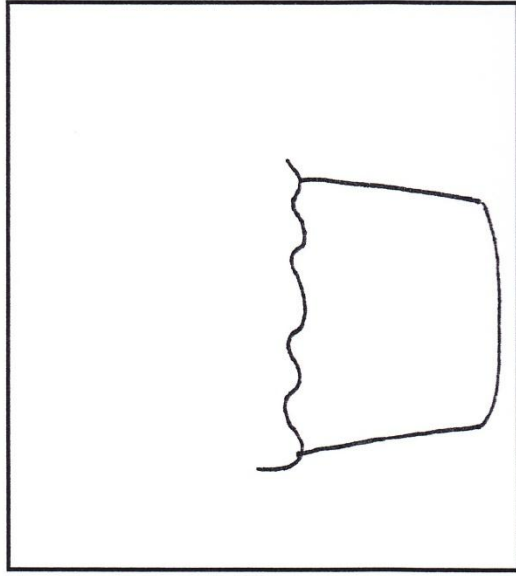
Angry face	Ice cream cone
Apple	Igloo
Balloon	Introduction of the decimal system
Book	Kite
Bow	Ladybug
Butterfly	Microwave
Button frame*	Pencil
Candy cane	Plant
Car	Red Rods*
Castle	Rug
Cat	Sailboat
Chicken	Scared face
Clown	Sheep
Color tablet*	Shirt
Crab	Short three chain*
Cube	Slice of cake
Cup	Snail
Cupcake	Snake
Dinosaur	Snowman
Egg	Teddy bear
Fish	Ten bead*
Flower	Tree
Grape cluster	Umbrella
Happy face	Valentine heart
Hat	Whale
House	Yelling face

**A Montessori material/activity*

How to draw an angry face



How to draw a cupcake



To order additional copies of this book:

- Purchase online at www.educationmattersllc.com .
- Email an inquiry to info@educationmattersllc.com .
- Mail completed order form to Education Matters, LLC / P.O. Box 2921 / Gaithersburg, MD 20886.
- Fax completed order form to (240)246-0547.

←----- Order Form- 52 Random HTD Pictures ----->

Name: _____ Phone: () _____

Street Address: _____

City: _____ State: _____ Zip: _____

PAYMENT INFORMATION (*Please enclose full payment with this form*)

Cost per book: \$ _____ **X Quantity:** _____ = **total: \$** _____

Credit Card Type: VISA MASTERCARD DISCOVER

Card Number:

--	--	--	--	--	--	--	--	--	--	--	--	--	--	--	--	--	--	--	--

Expiration Date: ____/____/____ CVS Number: _____ Amount \$ _____
(3-digit number on back of card)

Name as printed on card: _____

Billing Address: _____

City: _____ State: _____ Zip: _____

Cardholder Signature: _____ Date: _____

If paying by check or money order mail order form and payment to:

Education Matters, LLC
P.O. Box 2921
Gaithersburg, MD 20886